

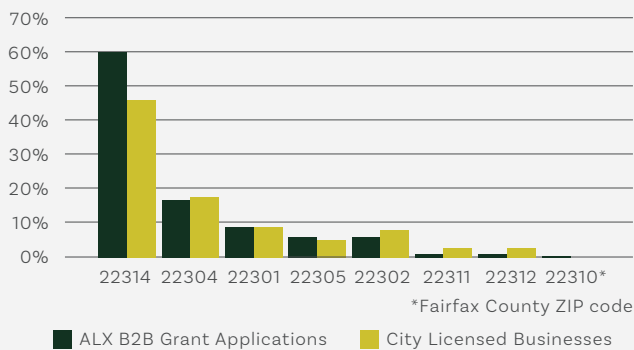
ALX B2B GRANTS PROGRAM APPLICATION DATA

KEY FACTS

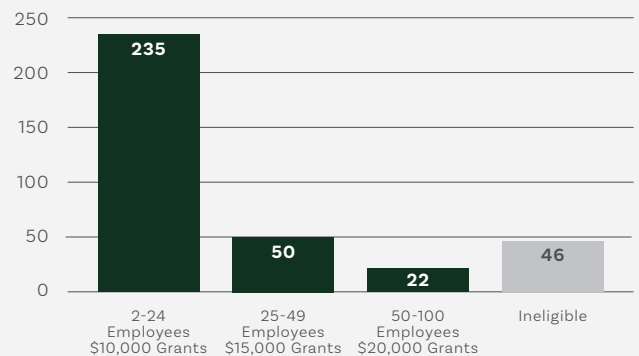
- > **353** applications completed
- > **307** applications were found to be eligible
- > **\$3.495 million** in funds awarded to local businesses
- > **77%** of the grants distributed to businesses with 2-24 employees
- > **37%** of the grants distributed to minority-owned businesses (including **9%** reported as SWaM certified)
- > **8%** reported as having veteran status (U.S. Armed Forces, Reserves, or National Guard)
- > **30%** reported applying to the SBA's Economic Injury Disaster Loan (EIDL)
- > **90%** reported applying to the SBA's Paycheck Protection Program (PPP)
- > The program received applications from businesses throughout Alexandria. **Every ZIP code was represented.**

ALL COMPLETED APPLICATIONS

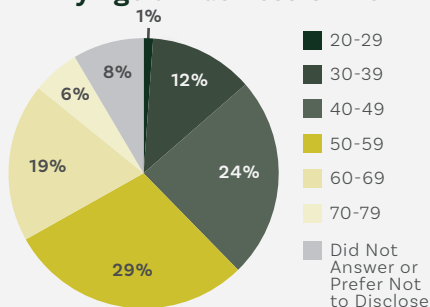
By Location



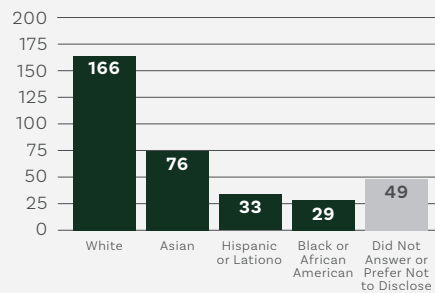
Grant Amount By Total Employees



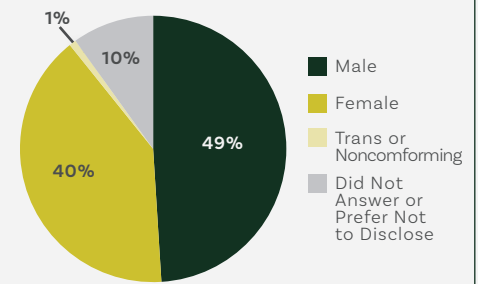
By Age of Business Owner



By Race & Ethnicity



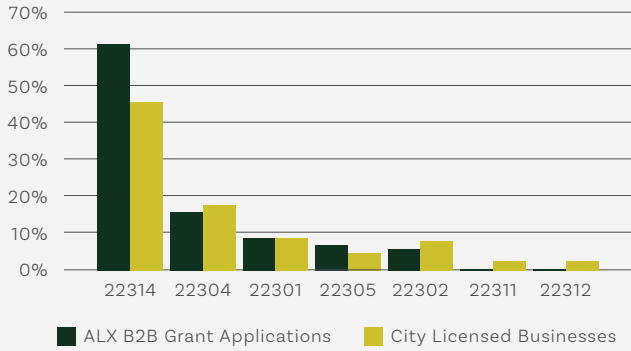
By Gender Identity



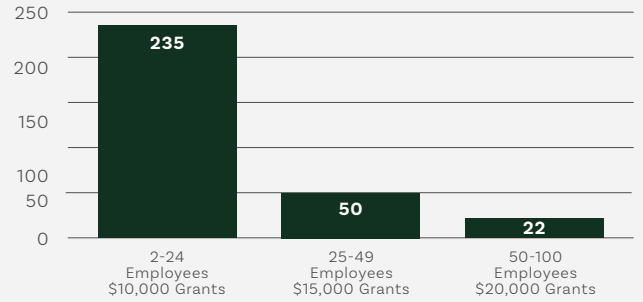
Questions? Contact Alexandria Economic Development Partnership at info@alexandriaecon.org.

ELIGIBLE APPLICATIONS

By Location

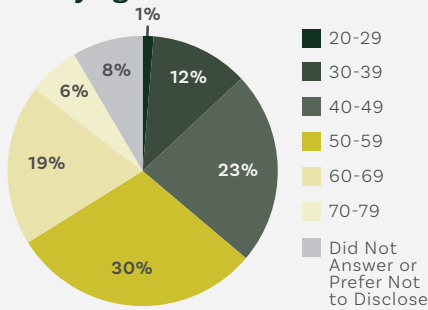


Grant Amount By Total Employees

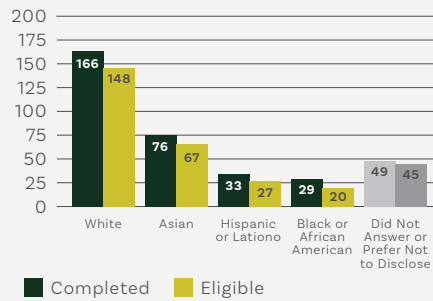


> The total fiscal impact of awarded grants is **\$3.495 million**

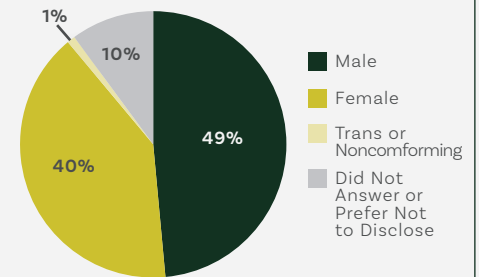
By Age of Business Owner



By Race & Ethnicity

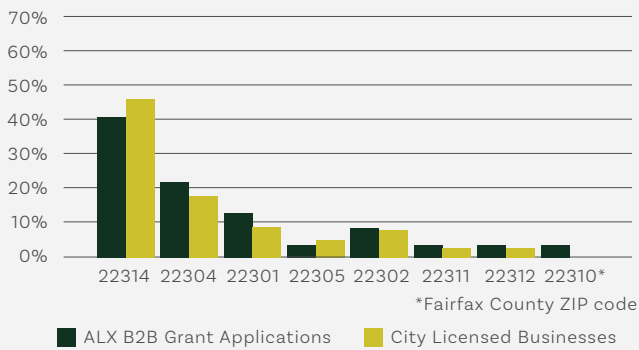


By Gender Identity



INELIGIBLE APPLICATIONS

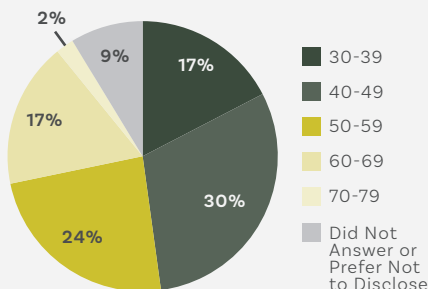
By Location



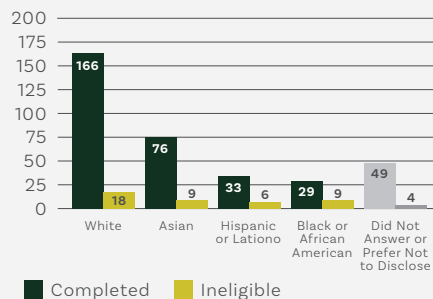
Most Common Reasons For Failing To Meet Program Eligibility:

- > Total number of employees is outside of the **2-100 employee requirement**
- > Year-over-year revenue did not decrease by **at least 25%**
- > Business was **not current on city business taxes**
- > Business is **located outside the corporate limits** of the City of Alexandria

By Age of Business Owner



By Race & Ethnicity



By Gender Identity

